



IDEAL NETWORKS

Eliminate guesswork from PoE installations



PoE Pro

Data Cable and Power over Ethernet Verifier

Proof of Performance

PoE Pro

Data Cable and Power over Ethernet Verifier

Eliminate guesswork from PoE installations

The new PoE Pro eliminates guesswork when installing, maintaining and troubleshooting networks where PoE is deployed.


Previously technicians had to understand all the various standards, device power outputs and cable lengths to be sure a device will operate successfully.

The PoE Pro identifies the Class of the PoE source and power available to a PoE device regardless of cable length, cable quality or other factors. Provides a clear pass/fail result to IEEE 802.3af/at/bt standards.

PoE Verification and Troubleshooting



IP Camera




WiFi Access Point



TV Monitor



IP Phone



Patch Cable



PoE Switch/PSE



Switch



Mid-span injector



Do you have enough power at the device location?

PoE Pro displays the maximum power available at the device location including the maximum watts, Class (0-8), Voltage, Type (af/at/bt) and 2/4 pair operation.

Some switches or injectors may provide power that exceeds their IEEE Class rating. The PoE Pro can test this ability with its extended power test. Simply press the network button for 3 seconds and the PoE Pro will increase power demand up to a maximum of 90 watts.

What type of Power Sourcing Equipment is in use?


Reduce troubleshooting time by identifying the type of PoE equipment in use. End-point PoE switches are in the equipment room vs mid-span injectors can be anywhere along the cable.

This is achieved by displaying which twisted pairs have power. Power on pairs 1/2, 3/6 indicates a PoE switch and power on pairs 4/5, 7/8 indicates a mid-span injector


Does the PoE switch provide enough power?

Test and verify PoE switches and injectors by connecting directly to them and displaying the maximum power, Type (af/at/bt), Class (0-8) and Voltage.

Cable Verification and Troubleshooting



Wiremap with length



Coax testing



Service detection

Accurate fault finding that saves time and money

The PoE Pro utilises Time Domain Reflectometry (TDR) to accurately measure cable length and provide distance to fault information. This speeds up fault finding as well as minimizing disruption and potential damage to fixtures and fixings.

Instant results

With comprehensive details on faults such as opens, shorts, crossovers and split pairs, PoE Pro identifies wiring errors instantly.

No need for separate testers

The integrated RJ11/RJ12 (voice), RJ45 (data) and F-Type (video) connectors allow faster testing of most types of low-voltage cables by eliminating the need for separate testers.

Validate voice and data services faster

PoE Pro quickly determines which media service is running over the cable, such as Ethernet, ISDN, PBX and PoE resulting in faster fault diagnosis.

Quickly determine network speed

Troubleshooting active Ethernet networks is also made easier with in-built network detection that displays the speed (10/100/1000) and duplex (Half/Full) status of a network port.

Voltage protection for your tester

The PoE Pro will detect high voltages and provide a visible and audible warning to prevent damage to the tester.

Cable tracing to save time

The analogue / digital tone generator with multiple tones can be used with most analogue and digital cable tracing probes which is essential for finding faulty or mis-labelled cabling.

Port identification

The port blink function will identify the switch port to which a cable is connected.

Troubleshooting PoE Example

Malfunctioning Device

Digital Display

Requires 75 watts



Verify Installation

Result


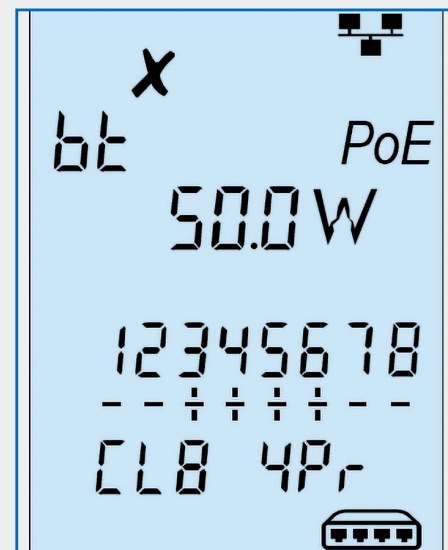
✗ Available power = 50W

✓ Ethernet 1000 Mb/s

Fault Detected

Power available to device at installed location does not meet device requirements.

Next step: Determine whether the PoE Switch or cable is at fault.



Multimedia Support

RJ-45, RJ-11/RJ-12 and coax ports for verification of low voltage copper cables

TDR Length Testing and Troubleshooting

Pinpoints cable faults eliminating unnecessary guesswork

Tone Generator

Ability to identify and trace cables with a compatible inductive tone probe (optional)

PoE Detection

Identify the IEEE standard, Class, Type, max Power (W) and Voltage (V) available

Storage and Protection of Remote Unit

Reduces the chance of losing or damaging the remote unit. Additional numbered remotes available



Large Backlit Screen

Instantaneous, easy to read test results

Media Service Detection

Identifies analog (PBX) and digital (ISDN) telephone services

Extended Power Test

Some switches / injectors may provide power exceeding its IEEE Class rating. Hold button for 3 seconds to measure maximum available power up to 90 watts

Ethernet Detection

Displays network rate and duplex information

Voltage Protection

Cable testing disabled if >2V detected

The PoE Pro includes all the features of the VDV II Pro plus the advanced PoE features.

VDVII Pro

Cable Verification

- Supports RJ45, RJ11/12 and Coax connections
- Wiremap for miswires, split pairs, shorts and opens
- Shielded cable testing
- Cable length
- Distance to Open / Short (TDR)

Cable Tracing

- Analog and digital tone generator
- Compatible with common cable tracing probes

Active Network Testing

- Port Blink
- Media Service Detection – Ethernet, analogue / digital telephone service and ISDN
- Ethernet Speed Detection 10/100/1000 Mb/s

Other Features

- Instantaneous results – results are shown as soon as you plug in the cable
- Larger 2.9" display
- Backlight
- Over-voltage protection

PoE Pro

All VDV II Pro features plus the following

PoE Testing:

- Validate PoE to ensure your device & network performs successfully
- Supports 802.3bt High Power PoE (up to 90 watts)
- Compatible with most non-standard PoE injectors
- Identifies PSE Type (af/at/bt)
- Identifies PSE Class – 0 to 8
- Determines maximum power available (watts) at the device location
- Displays voltage
- Displays how many pairs have PoE

PoE Pro

Data cable and Power over Ethernet Verifier

Eliminate guesswork from PoE installations

Ordering Information

PoE Pro	
Part No.	Kit Contents
R158004	PoE Pro – Data Cable and Power over Ethernet Verifier. Includes 1 x tester, 1 x dual port remote unit, 1 x coax remote unit, 1 x alkaline battery, 1 x multi-language user guide, 2 x RJ45 to alligator clip cable 390mm, 2 x screened RJ45 to RJ45 cable 150mm, 2 x RJ12 to RJ12 cable 100mm, 1 x F-type plug to F-type plug cable 230mm, 1 x F-81 barrel splice, 1 x BNC female to F-type male adaptor, 1 x BNC female to F-type female adaptor, 1 x RCA female to F-type male adaptor, 1 x RCA female to F-type female adaptor, 1 x wallet wiring card, 1 x carry case.





Basic Specifications

Dimensions (mm)	Weight	Length Range	Battery Type
160 x 76 x 36	0.26 kg	0.3 - 450m / 1-1476 ft (Plus and Pro only)	9V alkaline. Typically 20 hours minimum continuous use (backlight off)

For detailed specifications, please visit our website.



Optional Accessories

Part No.	Kit Contents
158050	 Kit of 12 x RJ-45 remote units* (#1 - #12)
158051	 Kit of 24 x RJ-45 identifiers** (#1 - #24)
158053	 Kit of 12 x coax remote units* (#1 - #12)
62-164	 Amplifier Probe

* Separate numbered remotes allow multiple cables to be tested more quickly

** Multiple identifiers simplify cable labelling at the patch panel



All Rights Reserved. IDEAL, IDEAL NETWORKS and the PoE Pro logos are trademarks or registered trademarks of IDEAL INDUSTRIES Networks Limited.

IDEAL Networks
300 Roundhill Drive, Unit 1
Rockaway, NJ 07866 U.S.A
Phone: 973-957-7700 | 973-957-7452
Email: contactus@idealn networks.net
www.idealnetworks.net

Specification subject to change without notice. E&OE
© IDEAL Networks 2019
Publication no.: 158832, Rev.1